



## TECHNICAL RIDER

In order to prepare for our visit to you, you will find below all the information necessary to welcome the group in the best conditions.

We thank you for paying the greatest attention to the content of this document.

For any additional information or specific problems, please contact us as soon as possible in order to find solutions and adaptations. Any modification must be subject to prior agreement by both parties. Please put us in contact with the manager as soon as possible and at the latest 1 month before the day of the concert.

The organizer undertakes to provide the following elements as quickly as possible (preferably by e-mail):

- Access plan to the site and the hotel
- General plan of the place and stage plan
- Technical sheet of the place
- List of sound and light equipment
- Contacts of service providers participating in the concert
- Contacts of technicians and other people in charge of our reception

### **Contacts :**

Manager/Régisseuse :

Elsa: +33 6 81 15 41 36

[rosayral.elsa0@gmail.com](mailto:rosayral.elsa0@gmail.com)

Booking R3dLine

[contact@r3dline.fr](mailto:contact@r3dline.fr)

# RIDER

## Artist Hospitality

You will welcome a team of 4 people

- Artists: Gambeat and two percussionists
- Road manager: Elsa

## Hôtel

We need 3 single rooms, one of which must have a large bed (160x190cm, at least 140x190cm) with breakfast included, in a minimum 3-star hotel (NN type), as close as possible to the concert venue. The hotel must include a secure parking space and coverage.

## Catering

The organizer will provide a full meal for 4 people on-site or near the concert venue. **Diet for Gambeat: a salt-free diet has been prescribed for the artist and must be strictly adhered to.** The team must be able to have dinner before or after the concert. Please arrange for welcome catering in the dressing room or nearby, upon the group's arrival. If the meal is planned before the concert, please allow for a break of at least 30 minutes between the end of the meal and the start of the concert to give the artists time to prepare. Meals should include a starter, a hot dish, a dessert, and coffee. Any local product is welcome!

## Backstage

For the well-being of the group, please arrange for a private dressing room isolated from the public and soundproofed, large enough to accommodate 4 people. These rooms will be used by the musicians to change and prepare for their performance in peace. Please ensure they are heated, equipped with comfortable seating for everyone, non-smoking, with access to the stage and restrooms without having to cross public areas.

In the dressing rooms, please provide:

- For the concert: 6 small bottles of still mineral water and 5 small towels (preferably dark and plain)
- Some snacks to nibble on before and after the concert: a basket of dried and fresh fruits, no candy, no Twix, Mars, Lion, etc.
- Some drinks: coffee, 2 organic fruit juices, and a pack of 6 beers

## Passes and invitations

We request 20 invitations, the list of which will be provided by the group to the organizer on the day of the concert.

## Transport

In case of travel by train or plane, the organizer must arrange for a runner to ensure transportation. In case of travel by vehicle, the organizer must arrange a parking space

near the dressing room entrance or the stage, which will not be blocked by other vehicles at any time.

## **Medias**

Any audio or video recording (radio, regional television or individuals) cannot be made without our agreement. If the group agrees, a copy of the recording will be sent to our teams. For any interview requests, please contact Elsa.

# Technical Rider

**The group does not have a sound technician.  
The organizer must provide a qualified sound technician available for the sound checks and the show.**

## Stage Area

### a) Stage

A stereo system suitable for the venue or event location. The system should provide clear, distortion-free sound with a frequency range from 20 Hz to 20 kHz at 105 dBA at the console and be adapted to the location, ready for use as soon as the band arrives.

### b) Electricity

The organizer must ensure that the electrical installation is in good condition and provide the necessary extensions and outlets for the stage and backline. Ensure that the electrical installation is well-suited to the equipment's requirements (220v 16 amps minimum). It is essential that the lighting and sound are on separate circuits. The sound check and concert will take place after verifying that everything is in good working order, including the electrical system and adherence to safety regulations.

## Timing

The entire front-of-house and monitor system will be set up, tested, adjusted, and secured before the group arrives by a qualified technician.

- The stage setup and sound check take 1.5 hours.
- In case of a line check (festivals), please allow at least 20 minutes.

Please contact us if you plan to modify these timings.

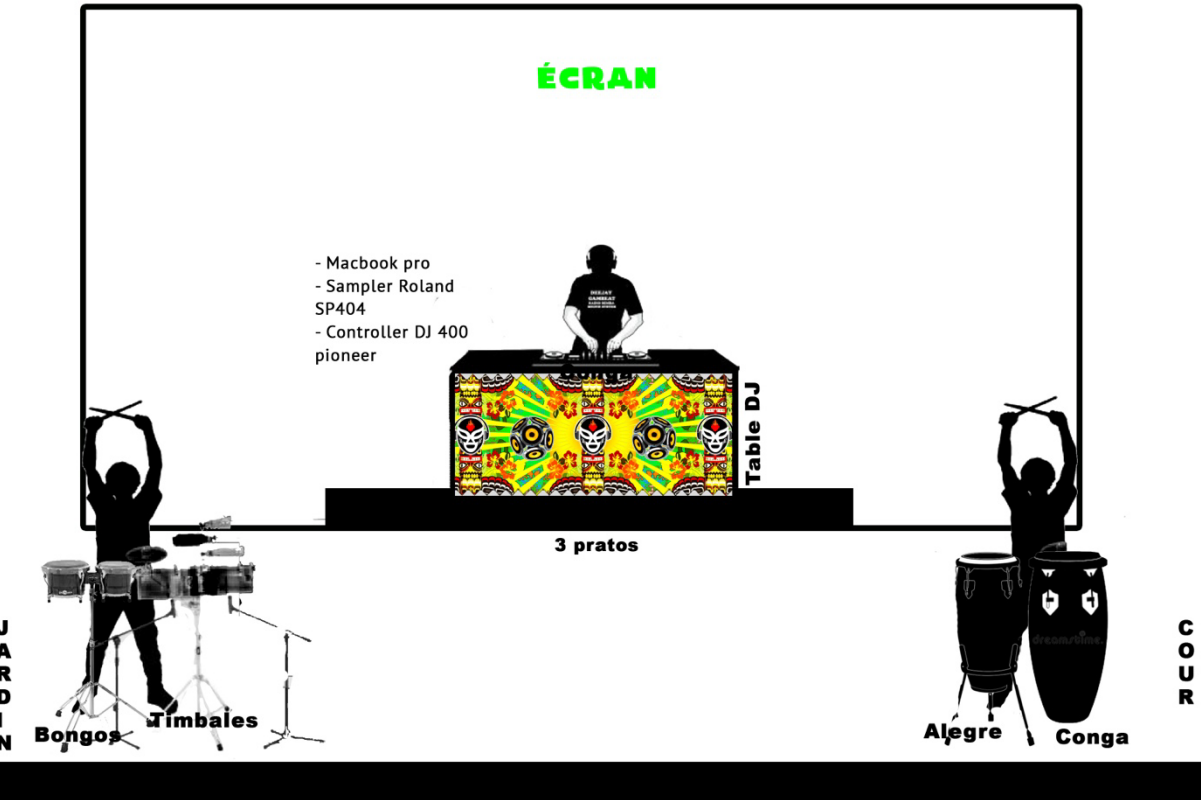
**Out of respect for the audience and the artists, the organizer will ensure that the scheduled performance time for the group is adhered to.**

## Lighting

We do not have any specific lighting requests and trust the house technician. Please arrange for a qualified lighting technician to be present starting from the sound check.

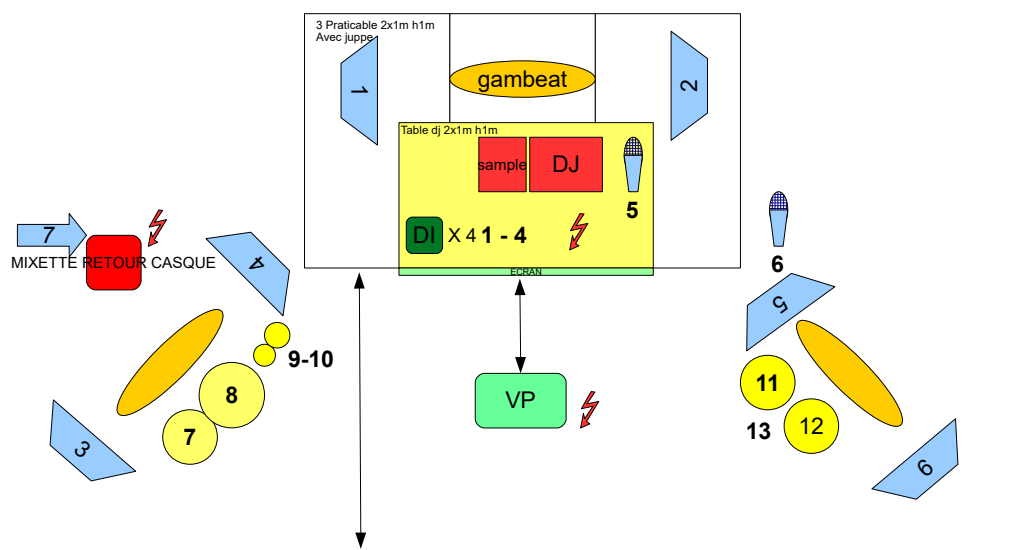


## STAGE



DJ Platform: Black carpet with a skirt suitable for the surface, measuring 3 meters by 2 meters and 40 cm in height. Additionally, a DJ table scissor lift platform: 1 meter by 2

## PLAN DE SCENE GAMBEAT Y LA GROOVING FAMILIA (mai 2024)



PATCH	INPUT	MICS	PIED
1/2	Contrôleur + 1 Macbook pro (L/R)	DI Stéréo	
3/4	Sampler (L/R)	DI Stéréo	
5	Vocal Lead	Shure Beta 58	
6	Timbale 14 "	shure SM 57	Petit pied perche
7	Timbale 15 "	shure SM 57	Petit pied perche
8	Bongos	TGD 57 ou.shure Beta 98 (ou equivalent)	Clamp
9	Bongos	TGD 57 ou.shure Beta 98 (ou equivalent)	Clamp
10	Conga	TGD 57 ou.shure Beta 98 (ou equivalent)	Clamp
11	Alègre	TGD 57 ou.shure Beta 98 ou HF (wirless)	Clamp
12	Overhead	OH Neumann km 184	Grand pied perche

Monitoring requested
6 wedges : <ul style="list-style-type: none"> <li>- Mix 1/2 (stéréo) Gambeat aux machines</li> <li>- Mix 3/4 (mono) Percu</li> <li>- Mix 7 : Mixing console and mono headphones (garden/percussion timbales)</li> <li>- Mix 5/ 6 (mono) (Cours percus Congas/Alegré)</li> </ul>

BACKLINE sound requested
1x Shure beta 58 4x TGD 57 ou shure Beta 98 (ou équivalent) + 2x Clamps 2 x shure SM 57 + 2x Petit pied perche 1 x OH Neumann km 184 + 1 x Grand pied 2 x DI stéréo 2x electric transformer + 3 French adapter plugs

BACKLINE Instru requested	BACKLINE Video requested
Kit salsero <ul style="list-style-type: none"> <li>- Timbales 14" et 15 " + pieds</li> <li>- Bongos + pieds</li> <li>- Cowbell LP 204B</li> <li>- Cowbell Meinl Stb 4</li> <li>- LP® JAM BLOCK GRAVE (lojo) LP1207 3/8"</li> </ul>	Un câble HDMI Un écran Led ou un écran pour vidéo projecteur 4x3 ou adapté à la taille de la scène et de la salle

## Mixing console Philippe Casque (Mix 7)



## 3 French adapter plugs



## Backline requested instrument

### Garbancito :

- Bongos + stand + Support Cowbell (ex: Tama CBA56 with stand Cloche + extension en S)
- LP® JAM BLOCK GRAVE (lojo) LP1207 3/8"
- Timbales 13"/14" ou 14"/15" + stand (with stand Bloc + Cowbell)
- Cowbell LP 204B
- Cowbell Meinl Stb 45



the whole kit





Timbales



stand and Suport timbales




stand Bongos



Bongos



Tama CBA56 with stand Bell + extension en S)



Cowbells + jamBlock

## Pablo :

- Alegre o Djembe LP
- Conga

Conga



Alegre



Djembe LP